

VEGABAR 19

Two-wire 4 ... 20 mA

Pressure sensor with metallic measuring cell



Application area

The pressure transmitter VEGABAR 19 ensures reliable plant operation and improved process safety by accurately measuring the measured values of gases, vapours and liquids also under high pressures.

Your benefit

- Low-cost version with very small mounting dimensions
- Universal use thanks to completely welded metallic measuring cell

Function

The heart of the pressure transmitter is the pressure measuring cell transforming the pressure into an electrical signal. This pressure-dependent signal is converted by the integrated electronics into a standardized output signal.

The metallic measuring cell is completely welded and has a piezoresistive sensor element with internal transmission fluid.

Technical data

Measuring ranges	-1 ... +100 bar/-100 ... +10 MPa (-14.5 ... +1450 psig)
Smallest measuring range	0.4 bar/40 kPa (5 psig)
Deviation	< 0.5 %
Output signal	4 ... 20 mA
Process fitting	Thread from G½, ½ NPT
Process temperature	-40 ... +100 °C (-40 ... +212 °F)
Ambient, storage and transport temperature	-40 ... +70 °C (-40 ... +140 °F)
Operating voltage	12 ... 35 V DC

Materials

The wetted parts of the instrument such as process fitting and measuring diaphragm are made of 316L. The process seal is made of Klingersil C-4400.

You will find a complete overview of the available materials and seals in the "Configurator" at www.vega.com and "VEGA Tools".

Housing versions

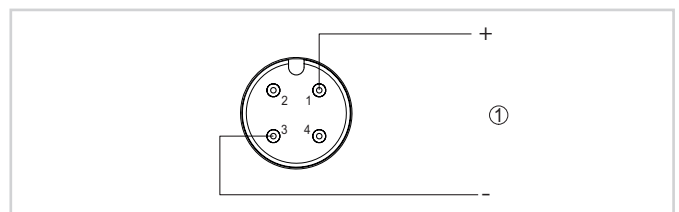
The housing is equipped with plug connectors acc. to ISO 4400 or M12 x 1.

It is available with protection ratings up to IP66/IP67.

Electronics versions

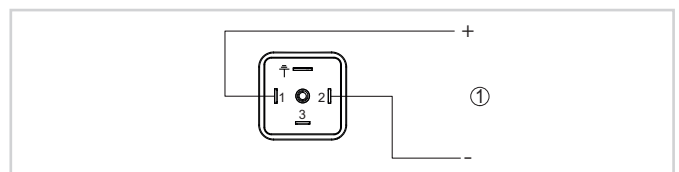
The instrument has a 4 ... 20 mA signal output.

Electrical connection



Wiring plan - two-wire 4 ... 20 mA - M12 x 1 plug

1 Voltage supply and signal output

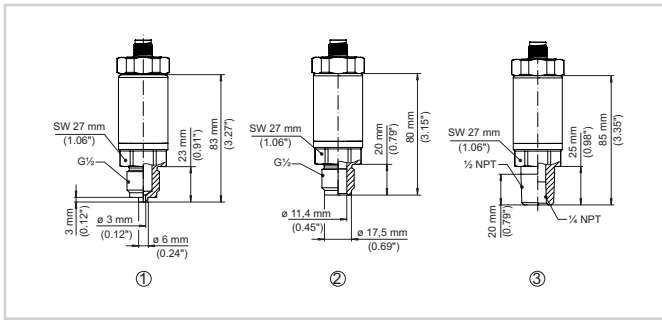


Wiring plan - two-wire 4 ... 20 mA - plug according to ISO 4400

1 Voltage supply and signal output

You can find details on electrical connection in the instrument operating instructions at www.vega.com/downloads.

Dimensions



Dimensions VEGABAR 19

- 1 Thread G $\frac{1}{2}$ (EN 837), manometer connection
- 2 Thread $\frac{1}{2}$ NPT, inside $\frac{1}{4}$ NPT (ASME B1.20.1)
- 3 Thread G $\frac{1}{2}$, inside G $\frac{1}{4}$ (ISO 228-1)

Information

You can find further information on the VEGA product line on our homepage.

In the download section on our homepage you'll find free operating instructions, product information, brochures, approval documents, instrument drawings and much, much more.

Instrument selection

On our homepage under "Products" you can select the suitable measuring principle and instrument for your application.

You can find detailed information on the instrument versions at www.vega.com and "Products".

Contact

You can find your personal contact person at VEGA on our homepage www.vega.com and "Contact".